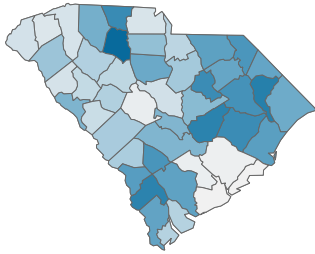


### COVID-19 in South Carolina

As of 11:59 PM on 4/8/2021

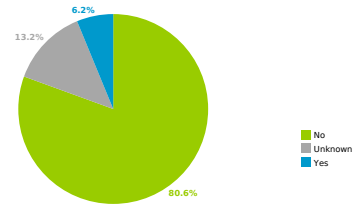
Percent of COVID-19 Cases Ever Hospitalized, by County



### COVID-19 Hospitalizations

22,030

Hospitalization Status at time of Case Investigation

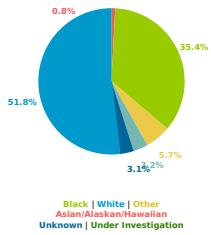


Percent of Cases Hospitalized

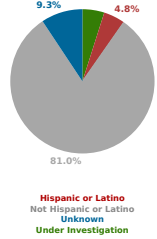


County Displayed: **South Carolina** | Dates Displayed: 12/2/2002 to 4/8/2021  
*Note: Data is suppressed for fewer than 5 cases*

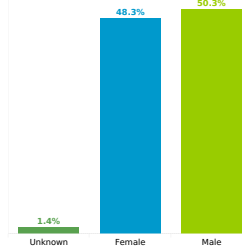
Hospitalizations by Race



Hospitalizations by Ethnicity



Hospitalizations by Sex



Reported COVID-19 Cases, by Age Group & Age Related Information

